


G.K. CONSULTANTS LIMITED

STATEMENT OF STANDALONE AUDITED FINANCIAL RESULTS FOR THE QUARTER AND YEAR ENDED 31ST MARCH 2017

(Amount in Lakh)

| SI.NO. | Particulars | Quarter Ended 31.03.2017 (Audited) (1) | Year Ended 31.03.2017 (Audited) (2) |
|-----------|--|---|--|
| 1 | Income from operations | | |
| | a) Net Sales /Income from operations | 2969.04 | 5160.67 |
| | b) Other Income | 0.00 | 0.00 |
| | Total Income from operations (net) | 2969.04 | 5160.67 |
| 2 | Expenses | | |
| | a. Cost of material consumed | 0.00 | 0.00 |
| | b. Purchase of stock-in-trade | 2853.82 | 5002.67 |
| | c. Changes in inventories of finished goods, work in progress and stock- in- trade | 106.68 | 53.47 |
| | d. Employee benefits expenses | 5.90 | 23.91 |
| | e. Finance Costs | 0.00 | 0.00 |
| | f. Depreciation and amortisation expenses | -0.03 | 0.26 |
| | g. Other expenses | | |
| | 1. Other Expenses | 7.70 | 51.24 |
| | Total other expenses | 7.70 | 51.24 |
| | Total expenses | 2974.07 | 5131.55 |
| 3 | Profit/(Loss) before exceptional and extraordinary items and tax (1-2) | -5.04 | 29.13 |
| 4 | Exceptional items | 0.00 | 0.00 |
| 5 | Profit/(Loss) before extraordinary items and tax | -5.04 | 29.13 |
| 6 | Extraordinary Items | 0.00 | 0.00 |
| 7 | Profit before tax | -5.04 | 29.13 |
| 8 | Tax expenses | | |
| | Current Tax | 7.63 | 7.63 |
| | Deferred Tax | -0.03 | -0.03 |
| | Total Tax Expenses | 7.61 | 7.61 |
| 9 | Net Profit Loss for the period from continuing operations | -12.64 | 21.52 |
| 10 | Profit(Loss) from discontinuing operations before tax | 0.00 | 0.00 |
| 11 | Tax expenses of discontinuing operations | 0.00 | 0.00 |
| 12 | Net Profit/(Loss) from discontinuing operation after tax | 0.00 | 0.00 |
| 13 | Profit(+)/Loss(-) for period before minority interest | -12.64 | 21.52 |
| 14 | Share of Profit/(Loss) of Associates | 0.00 | 0.00 |
| 15 | Profit/(Loss) of Minority Interest | 0.00 | 0.00 |
| 16 | Net profit (Loss) for the period | -12.64 | 21.52 |
| 17 | Details of Equity Share Capital | | |
| | Paid-up equity share capital | 531.18 | 531.18 |
| | Face Value of equity share capital | 10.00 | 10.00 |
| 18 | Reserves (excluding Revaluation Reserves) | 0.00 | 130.78 |
| 19 | Earning per share | | |
| | a) Basic earnings/(loss) per share from continuing and discontinued operations | -0.24 | 0.41 |
| | b) Diluted earnings/(loss) per share from continuing and discontinued operations | -0.24 | 0.41 |



G.K. CONSULTANTS LIMITED

STATEMENT OF STANDALONE UNAUDITED FINANCIAL RESULTS FOR THE QUARTER ENDED 31ST MARCH 2017


| | Particulars | Quarter Ended | Year Ended |
|----------|---|--------------------------------|--------------------------------|
| | | 31.03.2017 (Audited) (1) | 31.03.2017 (Audited) (2) |
| A | PARTICULARS OF SHAREHOLDING | | |
| 1 | Public Shareholding : | | |
| | ** Number of shares | 5227200 | 5227200 |
| | ** Percentage of Shareholding | 98.41 | 98.41 |
| 2 | Promoters and promoter group shareholding | | |
| | a) Pledged/Encumbered | | |
| | - Number of Shares | Nil | Nil |
| | - Percentage of shares (as a % of the total shareholding of promoter and promoter group company) | Nil | Nil |
| | -Percentage of shares (as a % of the total share capital of the company) | | |
| | b) Non-encumbered | | |
| | - Number of Shares | 5311800 | 5311800 |
| | - Percentage of shares (as a % of the total shareholding of promoter and promoter group company) | 100.00 | 100.00 |
| | -Percentage of shares (as a % of the total share capital of the company) | 1.59 | 1.59 |

| B INVESTOR COMPLAINTS DURING THE QUARTER ENDED 31.03.2017 | |
|--|-----|
| Pending at the beginning of the quarter | NIL |
| Received during the quarter | NIL |
| Disposed of during the quarter | NIL |
| Remaining unresolved at the end of the quarter | NIL |

AUDITED STATEMENT OF ASSETS AND LIABILITIES


| | | Current Year | Previous Year |
|----------|---|------------------|------------------|
| | | as at 31.03.2017 | as at 31.03.2016 |
| A | EQUITY AND LIABILITIES | | |
| 1 | Shareholders' Funds | | |
| | a) Share Capital | 531.18 | 531.18 |
| | b) Reserves and surplus | 130.78 | 109.36 |
| | c) Money received against share warrants | 0.00 | 0.00 |
| | Sub -total -Shareholders' funds | 661.96 | 640.54 |
| 2 | Share application money pending allotment | 0.00 | 0.00 |
| 3 | Deferred government grants | 0.00 | 0.00 |
| 4 | Minority Interest | 0.00 | 0.00 |
| 5 | Non-current liabilities | | |
| | a) Long -term borrowings | 0.00 | 0.00 |
| | b) Deferred tax liabilities (net) | 0.06 | 0.09 |
| | c) Foreign Currency monetary items translation difference liability account | 0.00 | 0.00 |
| | d) Other long-term liabilities | 0.00 | 0.00 |
| | e) Long-term provisions | 0.00 | 0.00 |
| | Sub -total -Non- current liabilities | 0.06 | 0.09 |
| 5 | Current liabilities | | |
| | a) Short-term borrowings | 0.00 | 0.00 |

to be contd..



| | | | |
|----------|--|---------------|---------------|
| | b) Trade payables | 0.00 | 2.22 |
| | (A) Total outstanding dues of micro enterprises and small enterprises | 0.00 | |
| | (B) Total outstanding dues of creditors other than micro enterprises and small enterprises | 0.00 | 0.00 |
| | c) Other current liabilities | 0.00 | 0.00 |
| | d) Short -term provisions | 8.12 | 9.53 |
| | Sub -total -Current liabilities | 8.12 | 11.75 |
| | Total Equity & Liabilities | 670.13 | 652.38 |
| B | ASSETS | | |
| 1 | Non-current assets | | |
| | a) Fixed Assets | 0.69 | 1.26 |
| | Tangible assets | 0.00 | 0.00 |
| | Producing Properties | 0.00 | 0.00 |
| | Intangible assets | 0.00 | 0.00 |
| | Preproducing properties | 0.00 | 0.00 |
| | Tangible assets capital work-in-progress | 0.00 | 0.00 |
| | Intangible assets under development or work-in-progress | 0.00 | 0.00 |
| | Total Fixed Assets | 0.69 | 1.26 |
| | b) Non -current investments | 40.00 | 45.07 |
| | c) Deferred tax assets(net) | 0.00 | 0.00 |
| | d)Foreign Currency monetary item translation difference asset account | 0.00 | 0.00 |
| | e) Long-term loans and advances | 0.00 | 0.00 |
| | f) Other non-current assets | 0.00 | 0.00 |
| | Total -Non-current assets | 40.69 | 46.33 |
| 2 | Current assets | | |
| | a) Current investments | 0.00 | 0.00 |
| | b) Inventories | 80.73 | 134.20 |
| | c) Trade receivables | 174.32 | 0.00 |
| | d) Cash and cash equivalents | 0.13 | 5.54 |
| | e) Bank balance other than cash and cash equivalents | 3.92 | 2.81 |
| | f) Short -term loans and advances | 349.67 | 440.99 |
| | g) Other current assets | 20.67 | 22.52 |
| | Sub -total -Current assets | 629.45 | 606.05 |
| | Total Assets | 670.13 | 652.38 |



| Particulars | Quarter Ended | Year Ended |
|--|----------------|----------------|
| | 31.03.2017 | 31.03.2017 |
| Segment Revenue (Net Sales/Income) | | |
| a) Share Account | 2958.73 | 5125.38 |
| b) Commission Income | 0.00 | 0.00 |
| c) Interest Account | 10.30 | 34.99 |
| d) Professional Advisory Income | 0.00 | 0.00 |
| e) Other Operating Income | 0.00 | 0.00 |
| Total Income from Operations | 2969.04 | 5160.37 |
| Segment Results (Profit before Tax and interest) | | |
| a) Share Account | -1.77 | 69.25 |
| b) Commission Income | 0.00 | 0.00 |
| c) Interest Account | 10.30 | 34.99 |
| d) Professional Advisory Income | 0.00 | 0.30 |
| e) Other Operating Income | 0.00 | 0.00 |
| Total | 8.53 | 104.54 |
| Less : i. Interest | | |
| ii. Other un-allocable exp. | 21.18 | 83.02 |
| Total Profit Before Tax | -12.64 | 21.52 |



NOTES:

- (a) The above Audited results for the quarter and Financial Year ended 31st March, 2017 were reviewed and recommended by the Audit Committee in its meeting and thereafter have been taken on record by the Board of directors in its meeting held on 26th May, 2017.
- (b) Pursuant to Regulations 52 of SEBI(LODR) Regulations , 2015, it is submitted that no projections for the quarter ended 31.03.2017 (F.Y.2016-17) were incorporated in prospectus and therefore comparison between actual results and projected results is not possible.
- (c) The figures have been regrouped/reclassified and rearranged wherever considered necessary.
- (d) The Contingent Reserve on Standard Assets has been created as per Notification no. DNBS 207/03.02.002/2010-11 dated 17.01.2011 of RBI for NBFCs.
- (e) Due to nature of business, it is not possible to determine segmentwise capital employed as it is used interchangeable between segments.

PLACE: New Delhi
DATE : 26.05.2017

By Order of the Board

(SUBODH GURTA)
DIRECTOR (DIN 00006243)




Auditor's Report On Quarterly Financial Results and Year to Date Results of the Company Pursuant to the Regulation 33 of the SEBI (Listing Obligations and Disclosure Requirements) Regulations, 2015

To
Board of Directors of G.K. Consultants Limited

We have audited the quarterly financial results of G.K. Consultants Limited for the quarter ended 31st March, 2017 and the year to date results for the period 1st April, 2016 to 31st March, 2017, attached herewith, being submitted by the company pursuant to the requirement of Regulation 33 of the SEBI (Listing Obligations and Disclosure Requirements) Regulations, 2015. These quarterly financial results as well as the year to date financial results have been prepared on the basis of the interim financial statements, which are the responsibility of the company's management. Our responsibility is to express an opinion on these financial results based on our audit of such interim financial statements, which have been prepared in accordance with the recognition and measurement principles laid down in Accounting Standard for Interim Financial Reporting (AS 25 / Ind AS 34), prescribed, under Section 133 of the Companies Act, 2013 read with relevant rules issued there under; or by the Institute of Chartered Accountants of India, as applicable and other accounting principles generally accepted in India.

We conducted our audit in accordance with the auditing standards generally accepted in India. Those standards require that we plan and perform the audit to obtain reasonable assurance about whether the financial results are free of material misstatement(s). An audit includes examining, on a test basis, evidence supporting the amounts disclosed as financial results. An audit also includes assessing the accounting principles used and significant estimates made by management. We believe that our audit provides a reasonable basis for our opinion.

In our opinion and to the best of our information and according to the explanations given to us these quarterly financial results as well as the year to date results:


- (i) are presented in accordance with the requirements of Regulation 33 of the SEBI (Listing Obligations and Disclosure Requirements) Regulations, 2015 in this regard; and



40-40A, Siddharth Enclave, Mau Road, Khandari, Agra-282005
Ph. No. 0562- 4000924, 4000923
Firm PAN NO.:- AAAFU3595N
Firm Regd No.:- 007238C
Email Id: umeshamita@gmail.com

- (ii) give a true and fair view of the net profit and other financial information for the quarter ended 31st March, 2017 as well as the year to date results for the period from 1st April, 2016 to 31st March, 2017.

For UMESH AMITA & CO.
Chartered Accountants
FRN: 007238C



(CA. AKASH GARG)
Partner, M.No. 420145

Place: New Delhi
Date: 26.05.2017



G. K. CONSULTANTS LIMITED

PROJECT CONSULTANTS-CONCEPT TO COMMISSIONING

Website: gkconsultantsltd.com, CIN: L74140DL1988PLC34109





302, G. K. HOUSE, 187A, SANT NAGAR, EAST OF KAILASH,
NEW DELHI-110065. INDIA

PHONE : 26489299, 26489431 FAX : 011-26489299

E-mail : ak_gkcl@yahoo.co.in www.gkconsultantsltd.com

CIN NO: L74140DL1988PLC034109

Form A (For Audit Report with unmodified opinion)
(Pursuant to Regulation 33 of SEBI (Listing Obligations and Disclosure Requirement
Regulations, 2015)

| | | |
|---|---|--|
| 1 | Name of the company | G.K. CONSULTANTS LIMITED |
| 2 | Annual financial statements for the year ended | 31st March, 2017 |
| 3 | Type of Audit observation | Un Modified |
| 4 | Frequency of observation | Not Applicable |
| 5 | To be signed by- | |
| | Mr. Vijay Kumar Sinha Managing Director |  |
| | Mr. Ashok Kumar Das, CFO |  |
| | Akash Garg Umesh Amita & Co. Chartered Accountants, Statutory Auditor of the company |  |
| | Mr. Piyush Prakash Audit Committee Chairman |  |

