


G.K. CONSULTANTS LIMITED

STATEMENT OF STANDALONE UNAUDITED FINANCIAL RESULTS FOR THE QUARTER ENDED 30TH JUNE 2017

Sl.NO.	Particulars	Quarter Ended			Year Ended
		30.06.2017 (Unaudited) (1)	31.03.2017 (Audited) (2)	30.06.2016 (Unaudited) (3)	31.03.2017 (Audited) (4)
1	Income from operations				
	a) Net Sales /Income from operations	135.27	2969.04	842.85	5160.67
	b) Other Income	0.00	0.00	0.00	0.00
	Total Income from operations (net)	135.27	2969.04	842.85	5160.67
2	Expenses				
	a. Cost of material consumed	0.00	0.00	0.00	0.00
	b. Purchase of stock-in-trade	173.83	2853.82	886.60	5002.67
	c. Changes in inventories of finished goods, work in progress and stock-in-trade	-49.89	106.68	-68.27	53.47
	d. Employee benefits expenses	4.53	5.90	6.23	23.91
	e. Finance Cost	0.00	0.00	0.00	0.00
	f. Depreciation and amortisation expenses	0.14	-0.03	0.10	0.26
	g. Other expenses	4.30	7.70	7.38	51.24
	Total expenses	132.91	2974.07	832.04	5131.55
3	Profit/(Loss) before exceptional and extraordinary items and tax (1-2)	2.36	-5.04	10.81	29.13
4	Exceptional items	0.00	0.00	0.00	0.00
5	Profit/(Loss) before extraordinary items and tax	2.36	-5.04	10.81	29.13
6	Extraordinary Items	0.00	0.00	0.00	0.00
7	Profit before tax	2.36	-5.04	10.81	29.13
8	Tax Expenses				
	Current Tax	0.00	7.63	0.00	7.63
	Deferred Tax	0.00	-0.03	0.00	-0.03
	Total Tax Expenses	0.00	7.61	0.00	7.61
9	Net Profit /(Loss) for the period from continuing operations	2.36	-12.64	10.81	21.52
10	Profit /(Loss) from discontinuing operations before tax	0.00	0.00	0.00	0.00
11	Tax Expenses of discontinuing operations	0.00	0.00	0.00	0.00
12	Net Profit /(Loss) from discontinuing operations after tax	0.00	0.00	0.00	0.00
13	Profit/(Loss) for period before minority interest	2.36	-12.64	10.81	21.52
14	Share of Profit/(Loss) of Associates	0.00	0.00	0.00	0.00
15	Profit/(Loss) of Minority Interest	0.00	0.00	0.00	0.00
16	Net Profit/(Loss) for the period	2.36	-12.64	10.81	21.52
17	Details of Equity Share Capital				
	Paid -up Equity Share Capital	531.18	531.18	531.18	531.18
	Face Value of Equity Share Capital	10.00	10.00	10.00	10.00
18	Reserves (excluding Revaluation Reserves)	133.14	130.78	120.18	130.78
19	Earning per share				
	a) Basic earnings/(Loss) per share from continuing and discontinued operations	0.04	-0.24	0.20	0.41
	b) Diluted earnings/(Loss) per share from continuing and discontinued operations	0.04	-0.24	0.20	0.41




G.K. CONSULTANTS LIMITED

STATEMENT OF STANDALONE UNAUDITED FINANCIAL RESULTS FOR THE QUARTER ENDED 30TH JUNE 2017

	Particulars	Quarter Ended			Year Ended
		30.06.2017	31.03.2017	30.06.2016	31.03.2017
		(Unaudited)	(Audited)	(Unaudited)	(Audited)
		(1)	(2)	(3)	(4)
A	PARTICULARS OF SHAREHOLDING				
1	Public Shareholding :				
	** Number of shares	5227200	5227200	5227200	5227200
	** Percentage of Shareholding	98.41	98.41	98.41	98.41
2	Promoters and promoter group shareholding				
	a) Pledged/Encumbered				
	- Number of Shares	Nil	Nil	Nil	Nil
	- Percentage of shares (as a % of the total shareholding of promoter and promoter group company)	Nil	Nil	Nil	Nil
	-Percentage of shares (as a % of the total share capital of the company)				
	b) Non-encumbered				
	- Number of Shares	5311800	5311800	5311800	5311800
	- Percentage of shares (as a % of the total shareholding of promoter and promoter group company)	100.00	100.00	100.00	100.00
	-Percentage of shares (as a % of the total share capital of the company)	1.59	1.59	1.59	1.59

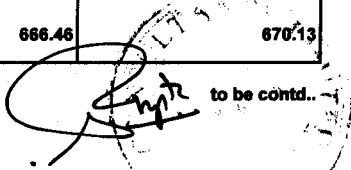
B	INVESTOR COMPLAINTS DURING THE QUARTER ENDED 30.06.2017	
	Pending at the beginning of the quarter	NIL
	Received during the quarter	NIL
	Disposed of during the quarter	NIL
	Remaining unresolved at the end of the quarter	NIL



G.K. CONSULTANTS LIMITED

UNAUDITED STATEMENT OF ASSETS AND LIABILITIES

		Current Year as at 30.06.2017 (Unaudited)	Previous Year as at 31.03.2017 (Audited)
A	<u>EQUITY AND LIABILITIES</u>		
1	Shareholders' Funds		
	a) Share Capital	531.18	531.18
	b) Reserves and surplus	133.14	130.78
	c) Money received against share warrants	0.00	0.00
	Sub -total -Shareholders' funds	664.32	661.96
2	Share application money pending allotment	0.00	0.00
3	Deferred government grants	0.00	0.00
4	Minority Interest	0.00	0.00
5	Non-current liabilities		
	a) Long -term borrowings	0.00	0.00
	b) Deferred tax liabilities (net)	0.06	0.06
	c) Foreign Currency monetary items translation difference liability account	0.00	0.00
	d) Other long-term liabilities	0.00	0.00
	e) Long-term provisions	0.00	0.00
	Sub -total -Non- current liabilities	0.06	0.06
5	Current liabilities		
	a) Short-term borrowings	0.00	0.00
	b) Trade payables	0.16	0.00
	(A) Total outstanding dues of micro enterprises and small enterprises	0.00	0.00
	c) Other current liabilities	1.50	0.00
	d) Short -term provisions	0.42	8.12
	Sub -total -Current liabilities	2.08	8.12
	Total Equity & Liabilities	666.46	670.13
B	<u>ASSETS</u>		
1	Non-current assets		
	a) Fixed Assets	0.76	0.69
	b) Non -current investments	40.00	40.00
	c) Deferred tax assets	0.00	0.00
	d) Foreign Currency monetary items translation difference assets account	0.00	0.00
	e) Long-term loans and advances	0.00	0.00
	f) Other non-current assets	0.00	0.00
	Sub -total -Non-current assets	40.76	40.69
2	Current assets		
	a) Current investments	0.00	0.00
	b) Inventories	130.62	80.73
	c) Trade receivables	116.88	174.32
	d) Cash and cash equivalents	1.51	0.13
	e) Bank balance other than cash and cash equivalents	3.55	3.92
	f) Short -term loans and advances	359.10	349.67
	g) Other current assets	14.03	20.67
	Sub -total -Current assets	625.70	629.44
	Total Assets	666.46	670.13



 to be contd...

G.K. CONSULTANTS LIMITED

UNAUDITED STATEMENT OF ASSETS AND LIABILITIES


Particulars	Quarter Ended		Year Ended	
	30.06.2017	31.03.2017	30.06.2016	31.03.2017
Segment Revenue				
(Net Sales/Income				
a) Share Account	129.58	2958.73	833.14	5125.38
b) Commission Income	0.00	0.00	0.00	0.00
c) Interest Account	5.39	10.30	9.71	34.99
d) Other Operating Income	0.00	0.00	0.00	0.00
e) Professional Advisory Income	0.00	0.00	0.00	0.00
Total Income from Operations	134.96	2969.04	842.85	5160.37
Segment Results				
(Profit before Tax and interest)				
a) Share Account	5.94	-1.77	14.81	69.25
b) Commission Income	0.00	0.00	0.00	0.00
c) Interest Account	5.39	10.30	9.71	34.99
d) Other Operating Income	0.00	0.00	0.00	0.00
e) Professional Advisory Income	0.00	0.00	0.00	0.30
Total	11.33	8.53	24.52	104.54
Less : i. Interest				
ii. Other un-allocable exp.	8.97	13.57	13.71	75.41
Total Profit Before Tax	2.36	-5.04	10.81	29.13


NOTES:

- The above unaudited results for the quarter ended 30st June , 2017 were reviewed and recommended by the Audit Committee in its meeting and thereafter have been taken on record by the Board of directors in its meeting held on 11th August, 2017.
- Pursuant to Regulations 52 of SEBI(LODR) Regulations , 2015, it is submitted that no projections for the quarter ended 30.06.2017 (F.Y.2017-18) were incorporated in prospectus and therefore comparision between actual results and projected results is not possible.
- The figures have been regrouped/reclassified and rearranged wherever considered necessary.
- The Contingent Reserve on Standard Assets has been created as per Notification no. DNBS 207/03.02.002/2010-11 dated 17.01.2011 of RBI for NBFCs.
- Due to nature of business, it is not possible to determine segmentwise capital employed as it is used interchangeable between segments.
- No provision for Income Tax is made for the current period including accounting for deferred taxation in accordance with Accounting Standard 22 of ICAI.
- The Statutory Auditors of the Company have carried out Limited Review Report of the above results.

PLACE: New Delhi

DATE : 11.08.2017

By Order of the Board

 (SUBODH GUPTA)
 DIRECTOR (DIN 00006243)





UMESH AMITA & CO.
Chartered Accountants

To,
The Board of Directors,
G.K. Consultants Limited,
302, G.K. House,
187A, Sant Nagar,
East of Kailash,
New Delhi-110 065


Independent Auditors' Limited Review Report

We have reviewed the accompanying statement of Unaudited financial results of M/s G. K. Consultants Limited for the period ended 30.06.2017. This statement is the responsibility of the Company's Management and has been approved by the Board of Directors. Our responsibility is to issue a report on these financial statements based on our review.

We conducted our review in accordance with the Standard on Review Engagement (SRE) 2400, engagements to Review Financial Statements issued by the Institute of Chartered Accountants of India. This standard requires that we plan and perform the review to obtain moderate assurance as to whether the financial statements are free of material misstatement. A review is limited primarily to inquiries of company personnel and analytical procedures applied to financial data and thus provides less assurance than an audit. We have not performed an audit and accordingly, we do not express an audit opinion.

Based on our review conducted as above, nothing has come to our attention that causes us to believe that the accompanying statement of unaudited financial results prepared in accordance with applicable accounting standards and other recognized accounting practices and policies has not disclosed the information required to be disclosed in terms of Regulation 33 of the SEBI (Listing Obligations and Disclosure Requirements) Regulations, 2015 including the manner in which it is to be disclosed, or that it contains any material misstatement.

For UMESH AMITA & CO.
Chartered Accountants
FRN: 007238C



(CA. AKASH GARG)
Partner, M.No. 420145

Place: New Delhi
Date: 11.08.2017

40-40A, Siddharth Enclave, Mau Road, Khandari, Agra-282005
Ph. No. 0562- 4000924, 4000923
Firm PAN NO.:- AAUFU3595N
Firm Regd No.:- 007238C
Email Id: umeshamita@gmail.com

FINANCIAL RESULTS FOR THE QUARTER ENDED 30.06.2017 of G.K. CONSULTANTS LIMITED

Registered Office : 302, G.K. House, 187A, Sant Nagar, East of Kailash, New Delhi- 110 065

CIN : L74140DL1988PLC034109

(Rs. in lacs)

Sl.No.	Particulars	3 months ended 30.06.2017 (with limited review)
1	Income from operations	
	a) Net Sales /Income from operations	135.27
	b) Other Income	0.00
	Total Income from operations (net)	135.27
2	Expenses	
	a. Cost of material consumed	0.00
	b. Purchase of stock-in-trade	173.83
	c. Changes in inventories of finished goods, work in progress and stock- in- trade	-49.89
	d. Employee benefits expenses	4.53
	e. Finance Cost	0.00
	f. Depreciation and amortisation expenses	0.14
	g. Other expenses	4.30
	Total expenses	132.91
3	Profit/(Loss) before exceptional and extraordinary items and tax (1-2)	2.36
4	Exceptional items	0.00
5	Profit/(Loss) before extraordinary items and tax	2.36
6	Extraordinary Items	0.00
7	Profit/(Loss) before tax	2.36
8	Tax Expenses	0.00
	Current Tax	0.00
	Deferred Tax	0.00
	Total Tax Expenses	0.00
9	Net Profit /(Loss) for the period from continuing operations	2.36
10	Profit /(Loss) from discontinuing operations before tax	0.00
11	Tax Expenses of discontinuing operations	0.00
12	Net Profit /(Loss) from discontinuing operations after tax	0.00
13	Profit/(Loss) for period before minority interest	2.36
14	Share of Profit/(Loss) of Associates	0.00
15	Profit/(Loss) of Minority Interest	0.00
16	Net Profit/(Loss) for the period	2.36
17	Details of Equity Share Capital	
	Paid -up Equity Share Capital	531.18
	Face Value of Equity Share Capital	10.00
18	Reserves (excluding Revaluation Reserves) as per balance sheet of previous accounting year	133.14
19	Earning per share	
	a) Basic earnings/(Loss) per share from continuing and discontinued operations	0.04
	b) Diluted earnings/(Loss) per share from continuing and discontinued operations	0.04

A PARTICULARS OF SHAREHOLDING

1	Public Shareholding :	
	** Number of shares	5227200
	** Percentage of Shareholding	98.41
2	Promoters and promoter group shareholding	
	a) Pledged/Encumbered	
	- Number of Shares	Nil
	- Percentage of shares	Nil
	(as a % of the total shareholding of promoter and promoter group company)	
	-Percentage of shares (as a % of the total share capital of the company)	
	b) Non-encumbered	
	- Number of Shares	5311800
	- Percentage of shares	100.00
	(as a % of the total shareholding of promoter and promoter group company)	
	-Percentage of shares (as a % of the total share capital of the company)	1.59

As per our separate report of even date attached

for UMESH AMITA & Co.
Chartered Accountants

(CA. AKASH GARG)
Partner
M. No. 420145
Place : New Delhi (Camp)
Date : 11.08.2017



By order of the Board

(SUBODH GUPTA)
DIRECTOR (DIN 00006243)

