

G. K. CONSULTANTS LIMITED

PROJECT CONSULTANTS-CONCEPT TO COMMISSIONING
302, G. K. HOUSE, 187A, SANT NAGAR, EAST OF KAILASH,
NEW DELHI-110065. INDIA
PHONE : 26489299, 26489431 FAX : 011-26489299
E-mail : agk_gkcl@yahoo.co.in

STATEMENT OF STANDALONE UNAUDITED FINANCIAL RESULTS FOR THE QUARTER ENDED 31ST DECEMBER 2013

S.NO.	Particulars	Quarter Ended					(Rs. in lacs)
		31.12.2013 (Unaudited) (1)	30.09.2013 (Unaudited) (2)	31.12.2012 (Unaudited) (3)	31.12.2013 (Unaudited) (4)	Nine Month ended 31.12.2012 (Unaudited) (5)	Year ended 31.03.2013 (Audited) (6)
1	Income from operations						
a)	Net Sales/Income from operations	777.06	653.06	146.72	1637.77	267.32	2136.72
b)	Other Operating Income	6.96	5.11	6.69	18.58	16.99	24.49
	Total Income from operations (net)	784.04	658.18	146.30	1856.35	284.32	2164.12
2	Expenses						
a)	Cost of material consumed	0.00	0.00	0.00	0.00	0.00	0.00
b)	Purchase of stock-in-trade	791.96	649.36	141.82	1857.53	249.46	2096.25
c)	Changes in inventories of finished goods, work in progress and stock-in-trade	-17.27	-4.18	0.00	-27.61	1.15	14.50
d)	Employee benefits expenses	5.58	5.58	6.21	17.00	16.20	20.46
e)	Depreciation and amortisation expenses	0.17	0.17	0.22	0.51	0.66	0.68
f)	Other expenditure	2.73	2.01	2.13	8.07	7.62	11.62
g)	Total expenses	782.67	652.94	149.38	1856.80	278.06	2146.42
3	Profit/(Loss) from operation before Other Income, Interest & Exceptional Items (1-2)	1.17	5.24	-3.08	0.86	6.32	18.70
4	Other Income	0.00	0.00	0.00	0.00	0.00	0.00
5	Profit/(Loss) from ordinary activities before financial costs and Exceptional Items (3+4)	1.17	5.24	-3.08	0.86	6.32	18.70
6	Finance Cost	0.00	0.00	0.00	0.00	0.00	0.00
7	Profit/(Loss) from ordinary activities after financial costs and Exceptional Items (5+6)	1.17	5.24	-3.08	0.86	6.32	18.70
8	Exceptional Items	0.00	0.00	0.00	0.00	0.00	0.00
9	Profit/(+)/Loss(-) from ordinary activities before tax (7+8)	1.17	5.24	-3.08	0.86	6.32	18.70
10	Tax Expenses (including Deferred Tax for Current period)	0.00	0.00	1.50	0.00	3.64	6.31
11	Net Profit/(+)/Loss(-) from Ordinary Activities After tax (9-10)	1.17	5.24	-4.58	0.86	4.78	12.39
12	Extraordinary Items (net of tax expenses)	0.00	0.00	0.00	0.00	0.00	0.00
13	Net Profit/(+)/Loss(-) for the period (11-12)	1.17	5.24	-4.58	0.86	4.78	12.39
14	Paid-up equity share capital (Face Value of Rs. 10/- each)	530.57	530.57	530.57	530.57	530.57	530.57
15	Reserves (including Retention Reserves)	56.48	55.31	47.36	56.48	47.36	56.62
16	Earning per share (before extraordinary items)						
a)	Basic (Rs.)	0.02	0.10	-0.09	0.02	0.09	0.23
b)	Diluted (Rs.)	0.02	0.10	-0.09	0.02	0.09	0.23
17	Earning per share (after extraordinary items)						
a)	Basic (Rs.)	0.02	0.10	-0.09	0.02	0.09	0.23
b)	Diluted (Rs.)	0.02	0.10	-0.09	0.02	0.09	0.23

A PARTICULARS OF SHAREHOLDING

S.NO.	Particulars	Current Year as at 31st December, 2013						Previous Year as at 31.03.2013					
		Public Shareholding		Promoters and promoter group shareholding		Non-encumbered		Public Shareholding		Promoters and promoter group shareholding		Non-encumbered	
1	Number of shares	5227200	5227200	5227200	5227200	5227200	5227200	96.41	96.41	96.41	96.41	96.41	96.41
	Percentage of Shareholding	96.41	96.41	96.41	96.41	96.41	96.41	96.41	96.41	96.41	96.41	96.41	96.41
2	Promoters and promoter group shareholding												
a)	Pledged/Encumbered												
	Number of Shares												
	Percentage of shares												
	(as a % of the total shareholding of promoter and promoter group company)												
	Percentage of shares (as a % of the total share capital of the company)												
b)	Non-encumbered												
	Number of Shares	5311800	5311800	5311800	5311800	5311800	5311800	100.00	100.00	100.00	100.00	100.00	100.00
	Percentage of shares	100.00	100.00	100.00	100.00	100.00	100.00	100.00	100.00	100.00	100.00	100.00	100.00
	(as a % of the total shareholding of promoter and promoter group company)												
	Percentage of shares (as a % of the total share capital of the company)	1.59	1.59	1.59	1.59	1.59	1.59	1.59	1.59	1.59	1.59	1.59	1.59

B INVESTOR COMPLAINTS DURING THE QUARTER ENDED 31.12.2013

(0) Opened - Nil (0) Received - Nil (0) Disposed Off - Nil (0) Unresolved : Nil

STATEMENT OF ASSETS AND LIABILITIES

S.NO.	Particulars	Current Year as at 31st December, 2013		Previous Year as at 31.03.2013	
A	EQUITY AND LIABILITIES				
1	Shareholders' Funds				
a)	Share Capital	530.57		530.57	
b)	Reserves and surplus	56.48		56.62	
c)	Money received against share warrants	6.00		6.00	
	Sub-total -Shareholders' funds	597.05		596.20	
2	Share application money pending allotment	0.00		0.00	
3	Non-current liabilities				
a)	Long-term borrowings	0.00		0.00	
b)	Deferred tax liabilities (net)	0.58		0.58	
c)	Other long-term liabilities	0.00		0.00	
d)	Long-term provisions	0.00		0.00	
	Sub-total -Non-current liabilities	0.58		0.58	
4	Current liabilities				
a)	Short-term borrowings	0.00		0.00	
b)	Trade payables	0.01		3.20	
c)	Other current liabilities	1.84		6.39	
d)	Short-term provisions	0.66		0.71	
	Sub-total -Current liabilities	2.51		10.30	
	Total Equity & Liabilities	590.14		597.07	
B	ASSETS				
1	Non-current assets				
a)	Fixed Assets	3.00		3.51	
b)	Non-current Investments	58.16		58.16	
c)	Deferred tax assets	0.00		0.00	
d)	Long-term loans and advances	0.00		0.00	
e)	Other non-current assets	0.00		0.00	
	Sub-total -Non-current assets	61.15		61.66	
2	Current assets				
a)	Current Investments	0.00		0.00	
b)	Inventories	52.79		25.18	
c)	Trade receivables	6.15		6.15	
d)	Cash and cash equivalents	54.36		88.61	
e)	Short-term loans and advances	387.83		282.09	
f)	Other current assets	27.67		31.39	
	Sub-total -Current assets	528.99		635.41	
	Total Assets	590.14		597.07	

SEGMENT REPORTING

S.NO.	Particulars	Quarter Ended			Nine Month Ended		Year Ended
		31.12.2013	30.09.2013	31.12.2012	31.12.2013	31.12.2012	31.03.2013
1	Segment Revenue (Net Sales/Income)						
a)	Share Account	777.06	646.61	140.72	1831.41	233.57	2096.82
b)	Commission Income	0.00	6.36	0.00	6.36	0.00	10.14
c)	Interest Account	6.98	5.11	5.58	18.58	16.99	24.40
d)	Software and Data Processing	0.00	0.00	0.00	0.00	13.64	13.64
e)	Textile	0.00	0.00	0.00	0.00	20.11	20.11
	Total Income from Operations	784.04	658.08	146.30	1856.35	284.32	2164.12
2	Segment Results (Profit before Tax and Interest)						
a)	Share Account	2.67	1.54	-1.10	1.49	-1.02	1.10
b)	Commission Income	0.00	6.36	0.00	6.36	0.00	10.14
c)	Interest Account	6.98	5.11	5.58	18.58	16.99	24.40
d)	Software and Data Processing	0.00	0.00	0.00	0.00	13.64	13.64
e)	Textile	0.00	0.00	0.00	0.00	2.09	2.09
	Total	9.65	13.01	4.47	26.43	31.70	51.37
	Less : I. Interest						
	II. Other un-allocable exp.	8.48	7.78	7.58	25.57	23.38	32.67
	Total Profit Before Tax	1.17	5.24	-3.08	0.86	8.32	18.70

Notes :

- The above unaudited results for the quarter ended 31st December, 2013 were reviewed and recommended by the Audit Committee in its meeting and thereafter have been taken on record by the Board of directors in its meeting held on January 30, 2013.
- Current tax includes provision for Income Tax and Accounting for deferred taxation has been made accordance with Accounting Standard 22 of ICAI.
- Pursuant to clause 43 of listing agreement, it is submitted that no projections for the quarter ended 31.12.2013 (F.Y.2013-14) were incorporated in prospectus and therefore comparison between actual results and projected results is not possible.
- The figures have been regrouped/reclassified and retransposed wherever considered necessary.
- The Contingent Reserve on Standard Assets has been created as per Notification no. DNBS 297/83.82.002/2010-11 dated 17.01.2011 of RBI for NBFCs.
- Due to nature of business, it is not possible to determine segmentwise capital employed is used interchangeable between segments.
- The Statutory Auditors of the company have carried out Limited Review of the above results.

Place : New Delhi
Date : 30.01.2014

By Order of the Board
Sd/-
(SUBODH GUPTA)
DIRECTOR



FINANCIAL RESULTS FOR THE QUARTER ENDED 31.12.2013 of G.K. CONSULTANTS LIMITED

Registered Office : 302, G.K. House, 187A, Sant Nagar, East of Kailash, New Delhi- 110 065

(Rs. in lacs)

Sl.No.	Particulars	3 months ended 31.12.2013 (with limited review)
1	Income from operations	
	a) Net Sales /Income from operations	777.06
	b) Other Operating Income	6.98
	Total Income from operations (net)	784.04
2	Expenses	
	a. Cost of material consumed	0.00
	b. Purchase of stock-in-trade	791.66
	c. Changes in inventories of finished goods, work in progress and stock-in-trade	-17.27
	d. Employee benefits expenses	5.58
	e. Depreciation and amortisation expenses	0.17
	f. Other expenditure	2.73
	g. Total expenses	782.87
3	Profit from operation before Other Income, interest & Exceptional items (1-2)	1.17
4	Other Income	0.00
5	Profit/(Loss) from ordinary activities before financial costs and Exceptional items (3+4)	1.17
6	Finance Cost	0.00
7	Profit/(Loss) from ordinary activities after financial costs and Exceptional items (5+6)	1.17
8	Exceptional items	0.00
9	Profit(+)/Loss(-) from ordinary activities before tax (7+8)	1.17
10	Tax Expenses (Excluding Deferred Tax for Current period)	0.00
11	Net Profit(+)/Loss(-) from Ordinary Activities After tax (9-10)	1.17
12	Extraordinary Items (net of tax expenses)	0.00
13	Net Profit(+)/Loss(-) for the period (11-12)	1.17
14	Paid-up equity share capital (Face Value of Rs. 10/- each)	530.57
15	Reserves (excluding Revaluation Reserves)	0.00
16	Earning per share (before extraordinary items)	
	a) Basic (Rs.)	0.02
	b) Diluted (Rs.)	0.02
17	Earning per share (after extraordinary items)	
	a) Basic (Rs.)	0.02
	b) Diluted (Rs.)	0.02

A PARTICULARS OF SHAREHOLDING


1	Public Shareholding :	
	** Number of shares	5227200
	** Percentage of Shareholding	98.41
2	Promoters and promoter group shareholding	
	a) Pledged/Encumbered	
	- Number of Shares	Nil
	- Percentage of shares	Nil
	(as a % of the total shareholding of promoter and promoter group company)	
	-Percentage of shares (as a % of the total share capital of the company)	
	b) Non-encumbered	
	- Number of Shares	5311800
	- Percentage of shares	100.00
	(as a % of the total shareholding of promoter and promoter group company)	
	-Percentage of shares (as a % of the total share capital of the company)	1.59

As per our separate report of even date attached


for UMESH AMITA & Co.
Chartered Accountants

(CA. UMESH BHARGAVA)
Partner M. No. 073517

Place : New Delhi
Date : 30.01.2014



By order of the Board
(SUBODH GUPTA)
DIRECTOR





UMESH AMITA & CO.
Chartered Accountants


To,
The Director,
G.K. Consultants Limited,
302, G.K. House,
187A, Sant Nagar,
East of Kailash,
New Delhi-110 065

We have reviewed the accompanying statement of Unaudited financial results of M/s G. K. Consultants Limited for the period ended 31.12.2013 except for the disclosures regarding 'Public Shareholding' and 'Promoter and Promoter Group Shareholding' which have been traced from disclosures made by the management and have not been audited by us. This statement is the responsibility of the Company's Management and has been approved by the Board of Directors/Committee of Board of Directors. Our responsibility is to issue a report on these financial statements based on our review.

We conducted our review in accordance with the Standard on Review Engagement (SRE) 2400, engagements to Review Financial Statements issued by the Institute of Chartered Accountants of India. This standard requires that we plan and perform the review to obtain moderate assurance as to whether the financial statements are free of material misstatement. A review is limited primarily to inquiries of company personnel and analytical procedures applied to financial data and thus provides less assurance than an audit. We have not performed an audit and accordingly, we do not express an audit opinion.

Based on our review conducted as above, nothing has come to our attention that causes us to believe that the accompanying statement of unaudited financial results prepared in accordance with applicable accounting standards and other recognized accounting practices and policies has not disclosed the information required to be disclosed in terms of Clause 41 of the Listing Agreement including the manner in which it is to be disclosed, or that it contains any material misstatement.

For UMESH AMITA & Co.
Chartered Accountants



(CA. UMESH GARG)
Partner., M.NO. : 073537
Place : New Delhi
Date : 30.01.2014

40-40A, Siddharth Enclave, Mau Road, Khandari, Agra-282005
Ph. No. 0562- 4000924, 4000923
Email : umeshamita@gmail.com
Firm PAN NO.:- AAAFU3595N
Firm Regd No.:- 007238C