


G.K. CONSULTANTS LIMITED

STATEMENT OF STANDALONE UNAUDITED FINANCIAL RESULTS FOR THE QUARTER ENDED 31ST DECEMBER 2016

(Amount in Laks)

| SI.NO. | Particulars | Quarter Ended | | | Nine Months Ended | | Year Ended |
|-----------|---|----------------------------------|----------------------------------|----------------------------------|----------------------------------|----------------------------------|--------------------------------|
| | | 31.12.2016 (Unaudited) (1) | 30.09.2016 (Unaudited) (2) | 31.12.2015 (Unaudited) (3) | 31.12.2016 (Unaudited) (4) | 31.12.2015 (Unaudited) (5) | 31.03.2016 (Audited) (6) |
| 1 | Income from operations | | | | | | |
| | a) Net Sales /Income from operations | 972.83 | 390.39 | 742.74 | 2206.07 | 1122.17 | 2964.26 |
| | b) Other Operating Income-Interest | 0.00 | 0.00 | 10.56 | 0.00 | 31.94 | 0.68 |
| | Total Income from operations (net) | 972.83 | 390.39 | 753.30 | 2206.07 | 1154.11 | 2964.94 |
| 2 | Expenses | | | | | | |
| | a. Cost of material consumed | 0.00 | 0.00 | 0.00 | 0.00 | 0.00 | 0.00 |
| | b. Purchase of stock-in-trade | 949.16 | 327.52 | 740.03 | 2163.28 | 1124.85 | 2952.50 |
| | c. Changes in inventories of finished goods, work in progress and stock-in-trade | -17.14 | 32.19 | -9.27 | -53.22 | -31.65 | -57.20 |
| | d. Employee benefits expenses | 5.38 | 6.41 | 5.91 | 18.01 | 18.51 | 24.42 |
| | e. Depreciation and amortisation expenses | 0.10 | 0.10 | 0.08 | 0.29 | 0.26 | 0.39 |
| | f. Other expenses | 18.31 | 17.84 | 6.93 | 43.53 | 15.60 | 14.61 |
| | Total expenses | 955.80 | 384.06 | 743.68 | 2171.90 | 1127.57 | 2934.72 |
| 3 | Profit/(Loss) from operation before Other income, finance costs & Exceptional items (1-2) | 17.03 | 6.33 | 9.62 | 34.18 | 26.54 | 30.22 |
| 4 | Other Income | 0.00 | 0.00 | 0.00 | 0.00 | 0.00 | 0.00 |
| 5 | Profit/(Loss) from ordinary activities before financial costs and Exceptional items (3+4) | 17.03 | 6.33 | 9.62 | 34.18 | 26.54 | 30.22 |
| 6 | Finance Cost | 0.00 | 0.00 | 0.00 | 0.00 | 0.00 | 0.00 |
| 7 | Profit/(Loss) from ordinary activities after financial costs but before Exceptional items (5+6) | 17.03 | 6.33 | 9.62 | 34.18 | 26.54 | 30.22 |
| 8 | Exceptional items | 0.00 | 0.00 | 0.00 | 0.00 | 0.00 | 0.00 |
| 9 | Profit(+)/Loss(-) from ordinary activities before tax (7+8) | 17.03 | 6.33 | 9.62 | 34.18 | 26.54 | 30.22 |
| 10 | Tax Expenses (Including Deferred Tax for Current period) | 0.00 | 0.00 | 0.00 | 0.00 | 0.00 | 9.00 |
| 11 | Net Profit(+)/Loss(-) from Ordinary Activities After tax (9-10) | 17.03 | 6.33 | 9.62 | 34.18 | 26.54 | 21.22 |
| 12 | Extraordinary Items (net of tax Rs. Expenses -----Lakhs) | 0.00 | 0.00 | 0.00 | 0.00 | 0.00 | 0.00 |
| 13 | Net Profit/(Loss) after taxes (11+12) | 17.03 | 6.33 | 9.62 | 34.18 | 26.54 | 21.22 |
| 14 | Share of Profit/(Loss) of Associates | 0.00 | 0.00 | 0.00 | 0.00 | 0.00 | 0.00 |
| 15 | Minority Interest | 0.00 | 0.00 | 0.00 | 0.00 | 0.00 | 0.00 |
| 16 | Net Profit(+)/Loss(-) after taxes, minority interest and share of profit/(loss) of associates (13+14+15) | 17.03 | 6.33 | 9.62 | 34.18 | 26.54 | 21.22 |
| 17 | Paid-up equity share capital (Face Value of Rs. 10/- each) | 531.18 | 531.18 | 531.18 | 531.18 | 531.18 | 531.18 |
| 18 | Reserves (excluding Revaluation Reserves) as per balance sheet of previous accounting year | 143.54 | 126.51 | 114.47 | 143.54 | 114.47 | 109.36 |
| 19 | Earning per share (before extraordinary items) | | | | | | |
| | a) Basic (Rs.) | 0.32 | 0.12 | 0.18 | 0.64 | 0.50 | 0.40 |
| | b) Diluted (Rs.) | 0.32 | 0.12 | 0.18 | 0.64 | 0.50 | 0.40 |
| 20 | Earning per share (after extraordinary items) | | | | | | |
| | a) Basic (Rs.) | 0.32 | 0.12 | 0.18 | 0.64 | 0.50 | 0.40 |
| | b) Diluted (Rs.) | 0.32 | 0.12 | 0.18 | 0.64 | 0.50 | 0.40 |




G.K. CONSULTANTS LIMITED

STATEMENT OF STANDALONE UNAUDITED FINANCIAL RESULTS FOR THE QUARTER ENDED 31ST DECEMBER 2016

| | Particulars | Quarter Ended | | | Nine Months Ended | | Year Ended |
|----------|---|---------------|-------------|-------------|-------------------|-------------|------------|
| | | 31.12.2016 | 30.09.2016 | 31.12.2015 | 31.12.2016 | 31.12.2015 | 31.03.2016 |
| | | (Unaudited) | (Unaudited) | (Unaudited) | (Unaudited) | (Unaudited) | (Audited) |
| | (1) | (2) | (3) | (4) | (5) | (6) | |
| A | PARTICULARS OF SHAREHOLDING | | | | | | |
| 1 | Public Shareholding : | | | | | | |
| | ** Number of shares | 5227200 | 5227200 | 5227200 | 5227200 | 5227200 | 5227200 |
| | ** Percentage of Shareholding | 98.41 | 98.41 | 98.41 | 98.41 | 98.41 | 98.41 |
| 2 | Promoters and promoter group shareholding | | | | | | |
| | a) Pledged/Encumbered | | | | | | |
| | - Number of Shares | Nil | Nil | Nil | Nil | Nil | Nil |
| | - Percentage of shares | Nil | Nil | Nil | Nil | Nil | Nil |
| | (as a % of the total shareholding of promoter and promoter group company) | | | | | | |
| | -Percentage of shares (as a % of the total share capital of the company) | | | | | | |
| | b) Non-encumbered | | | | | | |
| | - Number of Shares | 5311800 | 5311800 | 5311800 | 5311800 | 5311800 | 5311800 |
| | - Percentage of shares | 100.00 | 100.00 | 100.00 | 100.00 | 100.00 | 100.00 |
| | (as a % of the total shareholding of promoter and promoter group company) | | | | | | |
| | -Percentage of shares (as a % of the total share capital of the company) | 1.59 | 1.59 | 1.59 | 1.59 | 1.59 | 1.59 |


| B | INVESTOR COMPLAINTS DURING THE QUARTER ENDED 31.12.2016 | |
|----------|--|-----|
| | Pending at the beginning of the quarter | NIL |
| | Received during the quarter | NIL |
| | Disposed of during the quarter | NIL |
| | Remaining unresolved at the end of the quarter | NIL |



G.K. CONSULTANTS LIMITED
AUDITED STATEMENT OF ASSETS AND LIABILITIES

| | | Current Year as at 31.12.2016 | Previous Year as at 31.03.2016 |
|----------|--|----------------------------------|-----------------------------------|
| A | <u>EQUITY AND LIABILITIES</u> | | |
| 1 | Shareholders' Funds | | |
| | a) Share Capital | 531.18 | 531.18 |
| | b) Reserves and surplus | 143.54 | 109.36 |
| | c) Money received against share warrants | 0.00 | 0.00 |
| | Sub -total -Shareholders' funds | 674.72 | 640.54 |
| 2 | Share application money pending allotment | 0.00 | 0.00 |
| 3 | Minority Interest | 0.00 | 0.00 |
| 4 | Non-current liabilities | | |
| | a) Long -term borrowings | 0.00 | 0.00 |
| | b) Deferred tax liabilities (net) | 0.09 | 0.09 |
| | c) Other long-term liabilities | 0.00 | 0.00 |
| | d) Long-term provisions | 0.00 | 0.00 |
| | Sub -total -Non- current liabilities | 0.09 | 0.09 |
| 5 | Current liabilities | | |
| | a) Short-term borrowings | 0.00 | 0.00 |
| | b) Trade payables | 0.00 | 2.22 |
| | c) Other current liabilities | 4.48 | 0.00 |
| | d) Short -term provisions | 0.01 | 9.53 |
| | Sub -total -Current liabilities | 4.49 | 11.75 |
| | Total Equity & Liabilities | 679.30 | 652.38 |
| B | <u>ASSETS</u> | | |
| 1 | Non-current assets | | |
| | a) Fixed Assets | 0.66 | 1.26 |
| | b) Non -current investments | 40.00 | 45.07 |
| | c) Deferred tax assets | 0.00 | 0.00 |
| | d) Long-term loans and advances | 0.00 | 0.00 |
| | e) Other non-current assets | 0.00 | 0.00 |
| | Sub -total -Non-current assets | 40.66 | 46.33 |
| 2 | Current assets | | |
| | a) Current investments | 0.00 | 0.00 |
| | b) Inventories | 187.42 | 134.20 |
| | c) Trade receivables | 74.72 | 0.00 |
| | d) Cash and cash equivalents | 3.87 | 8.35 |
| | e) Short -term loans and advances | 353.13 | 440.99 |
| | f) Other current assets | 19.50 | 22.51 |
| | Sub -total -Current assets | 638.64 | 606.05 |
| | Total Assets | 679.30 | 652.38 |

to be conti



G.K. CONSULTANTS LIMITED

UNAUDITED STATEMENT OF ASSETS AND LIABILITIES


| Particulars | Quarter Ended | | | Nine Months Ended | | Year Ended |
|-------------------------------------|---------------|---------------|---------------|-------------------|----------------|----------------|
| | 31.12.2016 | 30.09.2016 | 31.12.2015 | 31.12.2016 | 31.12.2015 | 31.03.2016 |
| Segment Revenue | | | | | | |
| (Net Sales/Income | | | | | | |
| a) Share Account | 967.03 | 380.91 | 741.43 | 2181.09 | 1115.32 | 2911.33 |
| b) Commission Income | 0.00 | 0.00 | 1.32 | 0.00 | 6.85 | 6.85 |
| c) Interest Account | 5.50 | 9.48 | 10.56 | 24.69 | 31.94 | 46.08 |
| d) Other Operating Income | 0.00 | 0.00 | 0.00 | 0.00 | 0.00 | 0.00 |
| e) Professional Advisory Income | 0.30 | 0.00 | 0.00 | 0.30 | 0.00 | 0.00 |
| Total Income from Operations | 972.83 | 390.39 | 753.31 | 2206.07 | 1154.11 | 2964.26 |
| Segment Results | | | | | | |
| (Profit before Tax and interest) | | | | | | |
| a) Share Account | 35.02 | 21.19 | 10.67 | 71.02 | 22.12 | 16.03 |
| b) Commission Income | 0.00 | 0.00 | 1.32 | 0.00 | 6.85 | 6.85 |
| c) Interest Account | 5.50 | 9.48 | 10.56 | 24.69 | 31.94 | 46.08 |
| d) Other Operating Income | 0.00 | 0.00 | 0.00 | 0.00 | 0.00 | 0.68 |
| e) Professional Advisory Income | 0.30 | 0.00 | 0.00 | 0.30 | 0.00 | 0.00 |
| Total | 40.81 | 30.68 | 22.55 | 96.01 | 60.91 | 69.65 |
| Less : i. Interest | | | | | | |
| ii. Other un-allocable exp. | 23.78 | 24.35 | 12.93 | 61.83 | 34.37 | 48.43 |
| Total Profit Before Tax | 17.03 | 6.33 | 9.62 | 34.18 | 26.54 | 21.22 |

NOTES:

- (a) The above unaudited results for the quarter ended 31st December, 2016 were reviewed and recommended by the Audit Committee in its meeting and thereafter have been taken on record by the Board of directors in its meeting held on 09th February, 2017.
- (b) Pursuant to Regulations 52 of SEBI(LODR) Regulations, 2015, it is submitted that no projections for the quarter ended 31.12.2016 (F.Y.2016-17) were incorporated in prospectus and therefore comparison between actual results and projected results is not possible.
- (c) Effective from 1st April 2014, the company started providing depreciation and amortisation in terms of the requirement of Schedule II of the Companies Act, 2013.
- (d) The figures have been regrouped/reclassified and rearranged wherever considered necessary.
- (e) The Contingent Reserve on Standard Assets has been created as per Notification no. DNBS 207/03.02.002/2010-11 dated 17.01.2011 of RBI for NBFCs.
- (f) Due to nature of business, it is not possible to determine segmentwise capital employed as it is used interchangeable between segments.
- (g) No provision for Income Tax is made for the current period including accounting for deferred taxation in accordance with Accounting Standard 22 of ICAI.
- (h) The Statutory Auditors of the Company have carried out Limited Review Report of the above results.

PLACE: New Delhi

DATE : 09.02.2017

By Order of the Board

 (SUBODH GUPTA) New Delhi
 DIRECTOR (DIN 0006243)



UMESH AMITA & CO.
Chartered Accountants

To,
The Board of Directors,
G.K. Consultants Limited,
302, G.K. House,
187A, Sant Nagar,
East of Kailash,
New Delhi-110 065


Independent Auditors' Limited Review Report

We have reviewed the accompanying statement of Unaudited financial results of M/s G. K. Consultants Limited for the period ended 31.12.2016. This statement is the responsibility of the Company's Management and has been approved by the Board of Directors. Our responsibility is to issue a report on these financial statements based on our review.

We conducted our review in accordance with the Standard on Review Engagement (SRE) 2400, engagements to Review Financial Statements issued by the Institute of Chartered Accountants of India. This standard requires that we plan and perform the review to obtain moderate assurance as to whether the financial statements are free of material misstatement. A review is limited primarily to inquiries of company personnel and analytical procedures applied to financial data and thus provides less assurance than an audit. We have not performed an audit and accordingly, we do not express an audit opinion.

Based on our review conducted as above, nothing has come to our attention that causes us to believe that the accompanying statement of unaudited financial results prepared in accordance with applicable accounting standards and other recognized accounting practices and policies has not disclosed the information required to be disclosed in terms of Regulation 33 of the SEBI (Listing Obligations and Disclosure Requirements) Regulations, 2015 including the manner in which it is to be disclosed, or that it contains any material misstatement.

For UMESH AMITA & CO.
Chartered Accountants
FRN: 007238C



(CA. AKASH GARG)
Partner, M.No. 420145

Place: New Delhi
Date: 09.02.2017

40-40A, Siddharth Enclave, Mau Road, Khandari, Agra-282005
Ph. No. 0562- 4000924, 4000923
Firm PAN NO.:- AAUFU3595N
Firm Regd No.:- 007238C
Email Id: umeshamita@gmail.com

FINANCIAL RESULTS FOR THE QUARTER ENDED 31.12.2016 of G.K. CONSULTANTS LIMITED

Registered Office : 302, G.K. House, 187A, Sant Nagar, East of Kailash, New Delhi- 110 065

CIN : L74140DL1988PLC034109

(Rs. in lakhs)

| Sl.No. | Particulars | 3 months ended 31.12.2016 (with limited review) |
|--------|---|---|
| 1 | Income from operations | |
| | a) Net Sales /Income from operations | 972.83 |
| | b) Other Operating Income-Interest | 0.00 |
| | Total Income from operations (net) | 972.83 |
| 2 | Expenses | |
| | a. Cost of material consumed | 0.00 |
| | b. Purchase of stock-in-trade | 949.16 |
| | c. Changes in inventories of finished goods, work in progress and stock- in- trade | -17.14 |
| | d. Employee benefits expenses | 5.38 |
| | e. Depreciation and amortisation expenses | 0.10 |
| | f. Other expenses | 18.31 |
| | g. Total expenses | 955.80 |
| 3 | Profit/(Loss) from operation before Other income, finance costs & Exceptional items (1-2) | 17.03 |
| 4 | Other Income | 0.00 |
| 5 | Profit/(Loss) from ordinary activities before financial costs and Exceptional items (3+4) | 17.03 |
| 6 | Finance Cost | 0.00 |
| 7 | Profit/(Loss) from ordinary activities after financial costs but before Exceptional items (5+6) | 17.03 |
| 8 | Exceptional items | 0.00 |
| 9 | Profit(+)/Loss(-) from ordinary activities before tax (7+8) | 17.03 |
| 10 | Tax Expenses (Including Deferred Tax for Current period) | 0.00 |
| 11 | Net Profit(+)/Loss(-) from Ordinary Activities After tax (9-10) | 17.03 |
| 12 | Extraordinary Items (net of tax Rs. Expenses -----Lakhs) | 0.00 |
| 13 | Net Profit/(Loss) after taxes (11+12) | 17.03 |
| 14 | Share of Profit /(Loss) of Associates | 0.00 |
| 15 | Minority Interest | 0.00 |
| | Net Profit(+)/Loss(-) after taxes, minority interest and | |
| 16 | share of profit/(loss) of associates (13+14+15) | 17.03 |
| 17 | Paid-up equity share capital (Face Value of Rs. 10/- each) | 531.18 |
| 18 | Reserves (excluding Revaluation Reserves) as per balance sheet of previous accounting year | 143.54 |
| 19 | Earning per share (before extraordinary items) | |
| | a) Basic (Rs.) | 0.32 |
| | b) Diluted (Rs.) | 0.32 |
| 20 | Earning per share (after extraordinary items) | |
| | a) Basic (Rs.) | 0.32 |
| | b) Diluted (Rs.) | 0.32 |



A PARTICULARS OF SHAREHOLDING

| | | |
|---|---|---------|
| 1 | Public Shareholding : | |
| | ** Number of shares | 5227200 |
| | ** Percentage of Shareholding | 98.41 |
| 2 | Promoters and promoter group shareholding | |
| | a) Pledged/Encumbered | |
| | - Number of Shares | Nil |
| | - Percentage of shares | Nil |
| | (as a % of the total shareholding of promoter and promoter group company) | |
| | -Percentage of shares (as a % of the total share capital of the company) | |
| | b) Non-encumbered | |
| | - Number of Shares | 5311800 |
| | - Percentage of shares | 100 |
| | (as a % of the total shareholding of promoter and promoter group company) | |
| | -Percentage of shares (as a % of the total share capital of the company) | 1.59 |

As per our separate report of even date attached

 for UMESH AMITA & Co.
Chartered Accountants
FRN 007238C

By order of the Board


 (CA. AKASH GARG)
Partner
M. No. 420145
Place : New Delhi (Camp)
Date : 09.02.2017

 (SUBODH GUPTA)
DIRECTOR
(DIN 00006243)