



G. K. CONSULTANTS LIMITED

PROJECT CONSULTANTS-CONCEPT TO COMMISSIONING
Web: gkconsultantsltd.com, CIN: L74140DL1988PLC034109
302, C. K. HOUSE, 187A, SANT NAGAR, EAST OF KAILASH,
NEW DELHI-110065. INDIA
PHONE : 26489299, 26489431 FAX : 011-26489299
E-mail : ak_gkcl@yahoo.co.in

To,

The Corporate Relationship Department
BSE Limited
14th Floor, New Trading Ring
Rotunda Building, P J Towers
Dalal Street Fort
Mumbai-400 001
Scrip Code: 531758

Sub: Outcome of Board Meeting pursuant to Regulation 30 of the SEBI (Listing Obligations and Disclosure Requirements) Regulations, 2015 and Audited Financial Results, Statement of Assets and Liabilities along with Audit Report and Declaration For the quarter and year ended 31.03.2021 Under Regulation 33



Dear Sir/Madam,

This is to inform you that Board of Directors of the Company in their meeting held today, i.e. Wednesday, 30th day of June, 2021 (commenced at 03:30 P.M. and concluded at 06:00 P.M.), have considered and approved the following business(s):

1. Audited Financial Results as per Regulation 33 of the SEBI (Listing Obligations and Disclosure Requirements) Regulations, 2015 for the quarter and year ended 31st March, 2021. (Copy Enclosed)
2. Auditor's Report on Quarterly Financial Results and year to date results of the Company with unmodified opinion thereupon. (Copy Enclosed)
3. Declaration of unmodified opinion on Auditor's Report on Annual Financial results for the quarter and year ended 31st March, 2021. (Copy Enclosed)
4. Declaration of Non-Applicability of Compliance with Statement of Deviation(s) or Variation(s) as per Regulation 32 of SEBI (Listing Obligations & Disclosure Requirements) Regulations, 2015- For the quarter ended March 31, 2021. (Copy Enclosed)

Kindly take the above information on your records.

For G.K. CONSULTANTS LIMITED



(CS. SHILPA VERMA)
Company Secretary and Compliance Officer
M. No. FCS 10105

Date : 30.06.2021



Off: 2520211, 2522129
Mobile: 97600-25882
Fax: 0562-4010250
E-mail: vinodguptafca@gmail.com
Website: www.vkgandassociates.com

VINOD KUMAR GUPTA & ASSOCIATES CHARTERED ACCOUNTANTS

Block No. : 31/F/9
Opp. LIC Building
Sanjay Place
Agra-282002

Independent Auditor's Report on Quarterly Financial Results and Annual Financial Results of G.K. Consultants Limited Pursuant to the Regulation 33 of the SEBI (Listing Obligations and Disclosure Requirements) Regulations, 2015

To,
The Board of Directors of G.K. Consultants Limited

We have audited the Quarterly and year to date Financial Results of G.K. Consultants Limited (hereinafter referred to as the "Company") for the year ended 31st March, 2021, attached herewith, being submitted by the company pursuant to the requirement of Regulation 33 of the SEBI (Listing Obligations and Disclosure Requirements) Regulations, 2015.


These Quarterly financial results as well as the year-to-date financial results have been prepared on the basis of the interim financial statements, which are the responsibility of the company's management. Our responsibility is to express an opinion on these financial results based on our audit of such interim financial statements, which have been prepared in accordance with the recognition and measurement principles laid down in Indian Accounting Standard (IND AS 34) for interim financial reporting prescribed, under Section 133 of the Companies Act, 2013 read with relevant rules issued thereunder; or by the Institute of Chartered Accountants of India, as applicable and other accounting principles generally accepted in India.

We conducted our audit in accordance with the auditing standards generally accepted in India. Those standards require that we plan and perform the audit to obtain reasonable assurance about whether the financial results are free of material misstatement(s). An audit includes examining, on a test basis, evidence supporting the amounts disclosed as financial results. An audit also includes assessing the accounting principles used and significant estimates made by management. We believe that our audit provides a reasonable basis for our opinion.

In our opinion and to the best of our information and according to the explanations given to us these quarterly financial results as well as the year to date results:

- i). are presented in accordance with the requirements of Regulation 33 of the SEBI (Listing Obligations and Disclosure Requirements) Regulations, 2015 in this regard; and





Off: 2520211, 2522129
Mobile: 97600-25882
Fax: 0562-4010250
E-mail: vinodguptafca@gmail.com
Website: www.vkgandassociates.com

VINOD KUMAR GUPTA & ASSOCIATES

CHARTERED ACCOUNTANTS

Block No. : 31/F/9
Opp. LIC Building
Sanjay Place
Agra-282002

- ii). give a true and fair view of the net profit and other financial information for the quarter ended 31st March, 2021 as well as the year-to-date results for the period from 1st April, 2020 to 31st March, 2021.

For VINOD KUMAR GUPTA & ASSOCIATES
Chartered Accountants
FRN: 002377C

(CA. NIKHIL GUPTA)
Partner
M. No. 403014



UDIN: 21403014AAAAHB1586

Place: New Delhi
Date: 30.06.2021

G.K. CONSULTANTS LIMITED

STATEMENT OF AUDITED FINANCIAL RESULTS FOR THE QUARTER AND YEAR ENDED 31ST MARCH 2021

(Figure in Lakh)

SI.NO.	Particulars	Quarter Ended			Year Ended	Year Ended
		31.03.2021	31.12.2020	31.03.2020	31.03.2021	31.03.2020
		(Audited)	(Unaudited)	(Audited)	(Audited)	(Audited)
	(1)	(2)	(3)	(4)	(5)	
1	Income					
	Interest Income	7.69	9.9	9.86	38.30	41.00
	Dividend Income	0.14	0.1	0.71	0.37	1.64
	Rental Income	-	-	-	-	-
	Fees and commission income	76.51	40.52	33.50	117.03	37.50
	Net gain on fair value changes	-	-	-	-	-
	Net gain on derecognition of financial instruments under amortised cost category	-	-	-	-	-
	Sale of products/Shares (including Excise Duty)	248.54	30.9	628.26	316.48	791.14
	Sale of services	-	-	-	-	-
	Futures & Options Income	2.26	-	-	-	40.63
	Other Operating Revenue	-	-	-	-	-
	Total Revenue From Operations	335.14	81.37	672.32	472.19	911.92
	Other Income	-	-	-	-	-
	Total Income from operations (net)	335.14	81.37	672.32	472.19	911.92
2	Expenses					
	Finance costs	-	-	-	-	-
	Fees and commission expense	-	-	30.50	4.78	30.95
	Net loss on fair value changes	-	-	-	-	-
	Net loss on derecognition of financial instruments under amortised cost category	-	-	-	-	-
	Impairment on financial instruments	-	-	-	-	-
	Cost of material consumed	-	-	-	-	-
	Futures & Options	-	87.76	29.67	134.58	-
	Purchase of stock-in-trade	229.26	20.29	642.25	252.78	882.17
	Changes in inventories of finished goods, work in progress and stock-in-trade	38.76	14.02	(3.88)	92.76	(86.15)
	Employee benefits expenses	10.63	10.59	14.45	41.42	47.12
	Depreciation and amortisation expenses	-	-	0.13	-	0.17
	Other expenses	6.78	7.39	2.54	16.72	18.06
	Total expenses	285.43	140.05	715.65	543.04	892.32
3	Profit/(Loss) before exceptional items and tax (1-2)	49.72	(58.68)	(43.33)	(70.85)	19.60
4	Exceptional items	-	-	-	-	-
5	Total Profit before tax	49.72	(58.68)	(43.33)	(70.85)	19.60
6	Tax Expenses					
	Current Tax	-	-	4.68	-	4.68
	Deferred Tax	(18.42)	-	(0.01)	(18.42)	(0.01)
	Total Tax Expenses	(18.42)	-	4.67	(18.42)	4.67
7	Net Profit /(Loss) for the period from continuing operations	68.13	-58.68	(48.00)	-52.43	14.93
8	Profit /(Loss) from discontinuing operations before tax	-	-	-	-	-
9	Tax Expenses of discontinuing operations	-	-	-	-	-
10	Net Profit /(Loss) from discontinuing operations after tax	-	-	-	-	-
11	Profit /Loss for the period	68.13	(58.68)	(48.00)	(52.43)	14.93
12	Other Comprehensive Income					
	(A) (i) Items that will not be reclassified to profit or loss	-	-	-	-	-
	(ii) Income tax relating to items that will not be reclassified to profit or loss	-	-	-	-	-
	(B) (i) Items that will be classified to Profit or loss	-	-	-	-	-
	(ii) Income tax relating to items that will be reclassified to profit or loss	-	-	-	-	-
13	Total Comprehensive Income for the period (Comprising Profit (Loss) and other Comprehensive income for the period)	68.13	(58.68)	(48.00)	(52.43)	14.93
14	Details of Equity Share Capital					
	Paid up equity Share Capital	531.18	531.18	531.18	531.18	531.18
	Face Value of Equity Share Capital	10.00	10.00	10.00	10.00	10.00
15	Details of Debt Securities					
16	Reserve excluding revaluation reserve	120.40	52.27	172.83	120.40	172.83
17	Earning per equity Share (For Continuing operation):					
	(1) Basic:	1.28	(1.10)	(0.90)	(0.99)	0.28
	(2) Diluted	1.28	(1.10)	(0.90)	(0.99)	0.28
18	Earning per equity Share (For discontinuing operation):					
	(1) Basic:	-	-	-	-	-
	(2) Diluted	-	-	-	-	-
19	Earning per equity Share (For discontinuing & Continuing operation):					
	(1) Basic:	1.28	(1.10)	(0.90)	(0.99)	0.28
	(2) Diluted	1.28	(1.10)	(0.90)	(0.99)	0.28



G.K. CONSULTANTS LIMITED

STATEMENT OF STANDALONE AUDITED FINANCIAL RESULTS FOR THE QUARTER AND YEAR ENDED 31ST MARCH 2021

	Particulars	Quarter Ended			Year Ended	Year Ended
		31.03.2021	31.12.2020	31.03.2020	31.03.2021	31.03.2020
		(Audited)	(Unaudited)	(Audited)	(Audited)	(Audited)
		(1)	(2)	(3)	(4)	(5)
A	PARTICULARS OF SHAREHOLDING					
1	Public Shareholding :					
	** Number of shares	5227200	5227200	5227200	5227200	5227200
	** Percentage of Shareholding	98.41	98.41	98.41	98.41	98.41
2	Promoters and promoter group shareholding					
	a) Pledged/Encumbered					
	- Number of Shares	Nil	Nil	Nil	Nil	Nil
	- Percentage of shares	Nil	Nil	Nil	Nil	Nil
	(as a % of the total shareholding of promoter and promoter group company)					
	-Percentage of shares (as a % of the total share capital of the company)					
	b) Non-encumbered					
	- Number of Shares	5311800	5311800	5311800	5311800	5311800
	- Percentage of shares	100.00	100.00	100.00	100.00	100.00
	(as a % of the total shareholding of promoter and promoter group company)					
	-Percentage of shares (as a % of the total share capital of the company)	1.59	1.59	1.59	1.59	1.59

B	INVESTOR COMPLAINTS DURING THE QUARTER ENDED 31.03.2021		
	Pending at the beginning of the quarter	NIL	NIL
	Received during the quarter	NIL	NIL
	Disposed of during the quarter	NIL	NIL
	Remaining unresolved at the end of the quarter	NIL	NIL



G.K. CONSULTANTS LIMITED
AUDITED STATEMENT OF ASSETS AND LIABILITIES

(Figure in Lakh)

S.N.	PARTICULARS	As at 31.03.2021 (Audited)	As at 31.03.2020 (Audited)
A	ASSETS		
1	Financial assets		
i.	Cash and cash equivalents	93.67	18.34
ii.	Bank balances other than Cash and cash equivalents above	-	-
iii.	Derivative financial instruments	-	-
iv.	Receivables	-	-
	(I) Trade Receivables	79.10	82.25
	(II) Other Receivables	-	-
v.	Loans	-	-
vi.	Investment	-	-
vii.	Other Financial assets	420.37	470.03
	TOTAL FINANCIAL ASSETS	593.14	570.63
2	Non-Financial assets		
i.	Inventories	27.54	120.30
ii.	Current Tax Assets (Net)	30.10	25.95
iii.	Deferred Tax Assets (Net)	18.45	0.04
iv.	Investment Property	-	-
v.	Biological Assets other than bearer plants	-	-
vi.	Property, Plant and Equipment	0.25	0.25
vii.	Capital work-in-progress	-	-
viii.	Intangible assets under development	-	-
ix.	Goodwill	-	-
x.	Other Intangible assets	-	-
xi.	Other non-financial assets	-	-
	TOTAL NON-FINANCIAL ASSETS	76.34	146.54
	TOTAL ASSETS	669.48	717.17
B.	LIABILITIES AND EQUITY		
	LIABILITIES		
1	Financial Liabilities		
i.	Derivative financial instruments	-	-
ii.	Payables	-	-
	(I) Trade Payables	-	-
	(i) total outstanding dues of micro enterprises and small enterprises	-	-
	(ii) total outstanding dues of creditors other than micro enterprises and small enterprises	0.45	0.01
	(II) Other Payables	-	-
	(i) total outstanding dues of micro enterprises and small enterprises	-	-
	(ii) total outstanding dues of creditors other than micro enterprises and small enterprises	17.44	8.46
iii.	Debt Securities	-	-
iv.	Borrowings (Other than Debt Securities)	-	-
v.	Deposits	-	-
vi.	Subordinated Liabilities	-	-
vii.	Other Financial Liabilities	-	-
	TOTAL FINANCIAL LIABILITIES	17.90	8.47
2	Non-Financial Liabilities		
	Current Tax Liabilities (Net)	-	4.68
	Provisions	-	-
	Deferred tax liabilities (Net)	-	-
	Other non-financial liabilities	-	-
	TOTAL NON-FINANCIAL LIABILITIES	-	4.68
3	EQUITY		
	(a) Equity Share capital	531.18	531.18
	(b) Other Equity	120.40	172.83
	TOTAL EQUITY	651.58	704.01
	TOTAL LIABILITIES AND EQUITY	669.48	717.17
	Disclosure of notes on assets and liabilities		



to be contd..

G.K. CONSULTANTS LIMITED

AUDITED SEGMENT WISE REVENUE, RESULTS, ASSETS AND LIABILITIES FOR THE QUARTER AND YEAR ENDED 31.03.2021

	Particulars	Quarter Ended			Year Ended	Year Ended
		31.03.2021	31.12.2020	31.03.2020	31.03.2021	31.03.2020
1	Segment Revenue					
	(Net Sales/Income					
	a) Interest Income	7.69	9.86	9.86	38.30	41.00
	b) Dividend Income	0.14	0.08	0.71	0.37	1.64
	c) Fees and Commission	76.51	40.52	33.50	117.03	37.50
	d) Sale of Product- Shares	248.54	30.90	628.26	316.48	791.15
	e) Future and Options	2.26	-	-	-	40.64
	f) Capital Gain	-	-	-	-	-
	Total Income from Operations	335.14	81.37	672.32	472.19	911.92
2	Segment Results					
	(Profit before Tax and interest)					
	a) Interest Income	7.69	9.86	9.86	38.30	41.00
	b) Dividend Income	0.14	0.08	0.71	0.37	1.64
	c) Fees and Commission	76.51	40.52	33.50	117.03	37.50
	d) Sale of Product- Shares	(19.48)	(3.40)	(10.11)	(29.06)	(4.88)
	e) Future and Options	2.26	(87.76)	(29.67)	(134.58)	25.14
	f) Capital Gain	-	-	-	-	-
	Total	67.12	(40.70)	4.29	(7.93)	100.40
	Less : i. Interest					
	ii. Other un-allocable exp.	17.41	17.98	47.61	62.92	80.80
	Total Profit Before Tax	49.72	(58.68)	(43.33)	(70.85)	19.60
	Segment Asset-Segment Liabilities					
3	Segment Asset					
	a) Interest Income	419.57	435.86	489.21	419.57	489.21
	b) Dividend Income	27.54	2.32	120.30	27.54	120.30
	c) Fees and Commission	57.85	-	25.31	57.85	25.31
	d) Sale of Product- Shares	21.26	66.30	56.95	21.26	56.95
	e) Future and Options	-	-	-	-	-
	Total Segment Asset	526.21	504.48	671.76	526.21	671.76
	Un-allocable Assets	143.27	208.93	45.41	143.27	45.41
	Net Segment Assets	669.48	713.41	717.17	669.48	717.17
4	Segment Liabilities					
	1. Share Account	-	-	-	-	-
	2. Interest Account	-	-	-	-	-
	Total Segment Liabilities	-	-	-	-	-
	Un-allocable Liabilities	17.90	9.40	13.15	17.90	13.15
	Net Segment Liabilities	17.90	9.40	13.15	17.90	13.15

NOTES:

- (a) The above Audited financial results for the quarter and year ended 31st March, 2021 were reviewed and recommended by the Audit Committee in its meeting and thereafter have been taken on record by the Board of directors in its meeting held on 30th June, 2021.
- (b) The above results are in accordance with the Indian Accounting Standards (Ind-As) for NBFC as prescribed under Section 133 of the Companies Act, 2013 read with relevant rules issued thereunder and other accounting principles generally accepted in India
- (c) Pursuant to Regulations 52 of SEBI(LODR) Regulations, 2015, it is submitted that no projections for the quarter ended 31.03.2021 (F.Y.2020-21) were incorporated in prospectus and therefore comparison between actual results and projected results is not possible.
- (d) The figures have been regrouped/reclassified and rearranged wherever considered necessary.
- (e) The Contingent Reserve on Standard Assets has been created as per Notification no. DNBS 207/03.02.002/2010-11 dated 17.01.2011 of RBI for NBFCs.
- (f) Provision for Income Tax is made for the current period including accounting for deferred taxation in accordance with Accounting Standard 22 of ICAI.

Place: New Delhi

Date: 30.06.2021



Cash flow statement, indirect			
Particulars		Year ended (dd-mm-yyyy)	Year ended (dd-mm-yyyy)
A	Date of start of reporting period	01-04-2020	01-04-2019
B	Date of end of reporting period	31-03-2021	31-03-2020
C	Whether results are audited or unaudited	Audited	Audited
D	Nature of report standalone or consolidated	Standalone	Standalone
Part I	Blue color marked fields are non-mandatory.		
Statement of cash flows			
Whether cash flow statement is applicable on company			
Cash flows from used in operating activities			
	Profit before tax	-70.847	19.596
Adjustments for reconcile profit (loss)			
	Adjustments for finance costs	0.000	0.000
	Adjustments for decrease (increase) in inventories	92.760	-86.152
	Adjustments for decrease (increase) in trade receivables, current	3.150	20.369
	Adjustments for decrease (increase) in trade receivables, non-current	0.000	0.000
	Adjustments for decrease (increase) in other current assets	-4.127	-4.699
	Adjustments for decrease (increase) in other non-current assets	0.000	0.000
	Adjustments for other financial assets, non-current	0.000	0.000
	Adjustments for other financial assets, current	49.646	-116.882
	Adjustments for other bank balances	0.000	0.000
	Adjustments for increase (decrease) in trade payables, current	9.427	2.036
	Adjustments for increase (decrease) in trade payables, non-current	0.000	0.000
	Adjustments for increase (decrease) in other current liabilities	-4.684	-1.379
	Adjustments for increase (decrease) in other non-current liabilities	0.000	0.000
	Adjustments for depreciation and amortisation expense	0.000	0.173
	Adjustments for impairment loss reversal of impairment loss recognised in profit or loss	0.000	0.000
	Adjustments for provisions, current	0.000	0.000
	Adjustments for provisions, non-current	0.000	0.000
	Adjustments for other financial liabilities, current	0.000	0.000
	Adjustments for other financial liabilities, non-current	0.000	0.000
	Adjustments for unrealised foreign exchange losses gains	0.000	0.000
	Adjustments for dividend income	0.000	0.000
	Adjustments for interest income	0.000	0.000
	Adjustments for share-based payments	0.000	0.000
	Adjustments for fair value losses (gains)	0.000	0.000
	Adjustments for undistributed profits of associates	0.000	0.000
	Other adjustments for which cash effects are investing or financing cash flow	0.000	0.000
	Other adjustments to reconcile profit (loss)	0.000	0.000
	Other adjustments for non-cash items	0.000	0.000
	Share of profit and loss from partnership firm or association of persons or limited liability partnerships	0.000	0.000
	Total adjustments for reconcile profit (loss)	146.172	-186.535
	Net cash flows from (used in) operations	75.325	-166.939
	Dividends received	0.000	0.000
	Interest paid	0.000	0.000
	Interest received	0.000	0.000
	Income taxes paid (refund)	0.000	4.684
	Other inflows (outflows) of cash	0.000	0.000
	Net cash flows from (used in) operating activities	75.325	-171.623
Cash flows from used in investing activities			
	Cash flows from losing control of subsidiaries or other businesses	0.000	0.000
	Cash flows used in obtaining control of subsidiaries or other businesses	0.000	0.000
	Other cash receipts from sales of equity or debt instruments of other entities	0.000	0.000
	Other cash payments to acquire equity or debt instruments of other entities	0.000	0.000
	Other cash receipts from sales of interests in joint ventures	0.000	0.000
	Other cash payments to acquire interests in joint ventures	0.000	0.000
	Cash receipts from share of profits of partnership firm or association of persons or limited liability	0.000	0.000
	Cash payment for investment in partnership firm or association of persons or limited liability partnerships	0.000	0.000
	Proceeds from sales of property, plant and equipment	0.000	0.000
	Purchase of property, plant and equipment	0.000	0.000
	Proceeds from sales of investment property	0.000	0.000
	Purchase of investment property	0.000	0.000
	Proceeds from sales of intangible assets	0.000	0.000
	Purchase of intangible assets	0.000	0.000
	Proceeds from sales of intangible assets under development	0.000	0.000
	Purchase of intangible assets under development	0.000	0.000
	Proceeds from sales of goodwill	0.000	0.000
	Purchase of goodwill	0.000	0.000
	Proceeds from biological assets other than bearer plants	0.000	0.000
	Purchase of biological assets other than bearer plants	0.000	0.000
	Proceeds from government grants	0.000	0.000
	Proceeds from sales of other long-term assets	0.000	0.000
	Purchase of other long-term assets	0.000	0.000
	Cash advances and loans made to other parties	0.000	0.000
	Cash receipts from repayment of advances and loans made to other parties	0.000	0.000
	Cash payments for future contracts, forward contracts, option contracts and swap contracts	0.000	0.000
	Cash receipts from future contracts, forward contracts, option contracts and swap contracts	0.000	0.000
	Dividends received	0.000	0.000
	Interest received	0.000	0.000
	Income taxes paid (refund)	0.000	0.000
	Other inflows (outflows) of cash	0.000	0.000
	Net cash flows from (used in) investing activities	0.000	0.000



Cash flows from used in financing activities			
Proceeds from changes in ownership interests in subsidiaries		0.000	0.000
Payments from changes in ownership interests in subsidiaries		0.000	0.000
Proceeds from issuing shares		0.000	0.000
Proceeds from issuing other equity instruments		0.000	0.000
Payments to acquire or redeem entity's shares		0.000	0.000
Payments of other equity instruments		0.000	0.000
Proceeds from exercise of stock options		0.000	0.000
Proceeds from issuing debentures notes bonds etc		0.000	0.000
Proceeds from borrowings		0.000	0.000
Repayments of borrowings		0.000	0.000
Payments of finance lease liabilities		0.000	0.000
Payments of lease liabilities		0.000	0.000
Dividends paid		0.000	0.000
Interest paid		0.000	0.000
Income taxes paid (refund)		0.000	0.000
Other inflows (outflows) of cash		0.000	0.000
	Net cash flows from (used in) financing activities	0.000	0.000
	Net increase (decrease) in cash and cash equivalents before effect of exchange rate changes	75.325	-171.623
	Effect of exchange rate changes on cash and cash equivalents		
	Effect of exchange rate changes on cash and cash equivalents	0.000	0.000
	Net increase (decrease) in cash and cash equivalents	75.325	-171.623
	Cash and cash equivalents cash flow statement at beginning of period	18.344	189.967
	Cash and cash equivalents cash flow statement at end of period	93.669	18.344

For G.K. Consultants Limited

By Order of the Board


D.Malini
 (Divya Malini Gupta)

Director

DIN : 00006225

Date : 30.06.2021





G. K. CONSULTANTS LIMITED

PROJECT CONSULTANTS-CONCEPT TO COMMISSIONING
Web: gkconsultantsltd.com, CIN: L74140DL1988PLC034109
302, C. K. HOUSE, 187A, SANT NAGAR, EAST OF KAILASH,
NEW DELHI-110065. INDIA
PHONE : 26489299, 26489431 FAX : 011-26489299
E-mail : akg_gkcl@yahoo.co.in

To,

CORPORATE RELATIONSHIP DEPARTMENT

BSE Limited,
14th Floor,
Phiroze Jeejeebhoy Towers,
Dalal Street, Fort,
Mumbai – 400001
Scrip Code: 531758

Subject: Declaration under Regulation 33(3)(d) of SEBI (Listing Obligation and Disclosure Requirement) Regulations, 2015, as amended

Ref: SEBI Circular No. CIR/CFD/CMD/56/2016 dated May 27, 2016

Dear Sir/Madam,



In compliance with the provisions of Regulation 33(3)(d) of SEBI (Listing Obligations and Disclosure Requirements) Regulations, 2015, as amended, read along with SEBI Circular no. CIRICFD/CMD/56/2016 dated May 27, 2016, We, G.K. Consultants Limited ('the Company'), hereby declare that M/s. Vinod Kumar Gupta & Associates, Chartered Accountants (FRN : 002377C), Statutory Auditors of the Company have issued Audit Reports with unmodified opinion on Audited Financial Results of the Company for the Quarter and Financial Year ended March 31, 2021.

Kindly take note of the same.

Thanking you.

Yours faithfully,

For G.K. CONSULTANTS LIMITED



(CS. SHILPA VERMA)
Company Secretary and Compliance Officer
M. No. FCS 10105

Date: 30.06.2021



G. K. CONSULTANTS LIMITED

PROJECT CONSULTANTS-CONCEPT TO COMMISSIONING
Web: gkconsultantsltd.com, CIN: L74140DL1988PLC034109
302, G. K. HOUSE, 187A, SANT NAGAR, EAST OF KAILASH,
NEW DELHI-110065. INDIA
PHONE : 26489299, 26489431 FAX : 011-26489299
E-mail : ak_gkcl@yahoo.co.in

To,

CORPORATE RELATIONSHIP DEPARTMENT
BSE Limited,
14th Floor,
Phiroze Jeejeebhoy Towers,
Dalal Street, Fort,
Mumbai – 400001
Scrip Code: 531758

Subject: Non-Applicability of Compliance with Statement of Deviation(s) or Variation(s) as per Regulation 32 of SEBI (Listing Obligations & Disclosure Requirements) Regulations, 2015- For the quarter ended March 31, 2021


Sir/Madam,

With reference to Regulation 32 of SEBI (Listing Obligations and Disclosure Requirements) Regulations, 2015, we would like to inform you that the disclosure of Statement of Deviation(s) or Variation(s) under the said regulation is not applicable to the Company.

Kindly take the above information for your records.

Thanking you,

For G.K. CONSULTANTS LIMITED


(CS. SHILPA VERMA)
Company Secretary and Compliance Officer
M. No. FCS 10105

Date: 30.06.2021